



SuperRatings Assessment

A "best value for money" fund. Well balanced across all key assessment criteria in a robust, secure and proven risk framework. The fund provides features that should assist most individuals to meet their retirement goals. You should contact your financial advisor or this fund before making an investment decision.

Investment Performance*	Excellent	110
Variety of Options	Average	
Process	Excellent	
Fees and Charges		80
Small Account (50K)	Good	
Medium Account (250K)	Good	
Large Account (500K)	Good	
Member Services		110
Member Education	Excellent	
Administration		80
Structure & Service	Good	
Product Flexibility		110
Flexibility & Choice	Excellent	
Governance		110
Trustee Structure & Risk	Excellent	

What We Say

A SuperRatings Pension Fund of the Year finalist in 2010, Catholic Super's Pension provides excellent value for members across all areas.

With no minimum initial investment required, the product offers a simple and easy to understand investment menu, consisting of five 'Managed Choice' and five 'Build Your Own' multi-manager options. Investment performance across all options have outperformed the relevant SuperRatings Indices over the past 1, 3 and 5 years providing members with excellent value.

Fees provide excellent value across all account balances when compared to the market average, under a simple and easy to understand structure, members can make withdrawals or investment switches at no charge.

The fund also offers a host of additional benefits such as reduced loans, credit cards and health insurance plus a financial and retirement planning service. Members can also make investment switches free of charge, elect pension payments from set dates, access extensive member education tools and flexible death payment options including binding lump sum and reversionary pension.

Catholic Super was issued a SuperRatings Infinity Recognised award in 2010 for demonstrating excellent environmental and social principles as they strive to bring about positive change on environmental, social and governance criteria.

What They Say

A choice of 11 investment options with control over existing and future contributions

Low, competitive fees

No commission in-house financial planners

Significant member education functions

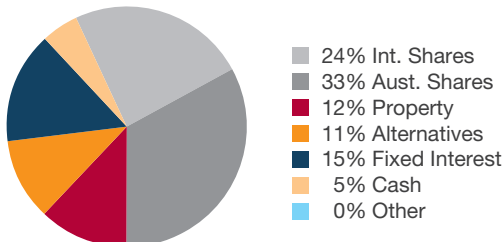
Online access including investment switches

A minimum of 4 times per year communication with pension members

The recent merger between Catholic Super and National Catholic Super Fund should further enhance the funds offering to members and provide greater economies of scale

Investment Allocation

Catholic Super - Balanced

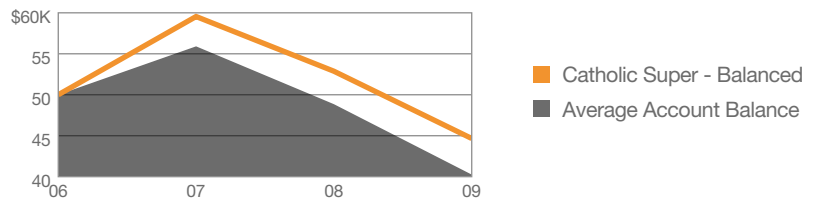


Core Investment Options Available

Diversified Options	Growth Assets %	Single Sector Options
Moderately Aggressive	80%	Australian Shares
Balanced	70%	Overseas Shares
Conservative	25%	Property
Aggressive	96%	Cash
Moderately Conservative	45%	Diversified Fixed Interest
		Single Manager Options
		Not Available
		Individual Shares
		Not Available

Fees & Charges

Catholic Super - Balanced



The SuperRatings Pension Index measures \$50k invested using the actual net returns and fees over the last 3 years as per the current PDS, less minimum pension payments.

Typical Fees on \$50K

Fee Type	Amount	Fee Comparison on \$50K	Value
Member Fee (pa)	\$78	Catholic Super Basic Fees	\$538
Contribution Fee	0.00%	Market Average Fees	\$766
Withdrawal Fee	\$0	Better than Industry Average	✓
Asset Admin Fee (%pa)	0.16%		
Investment Fee (%pa)	0.76%		
Switching Fee	\$0		
Trustee Fee	\$0		
Pension Payment Fee	\$0		

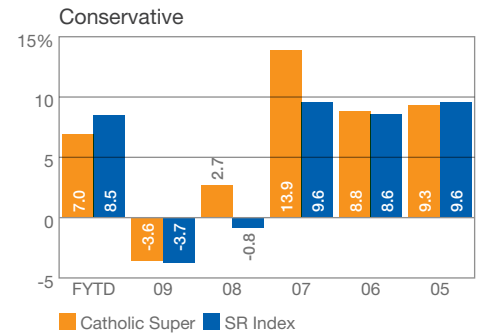
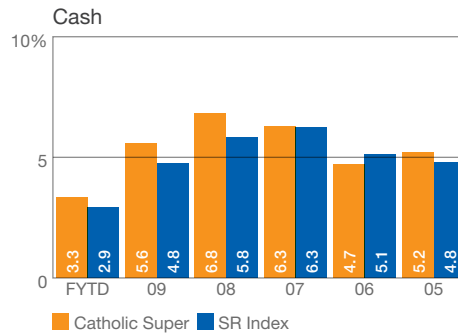
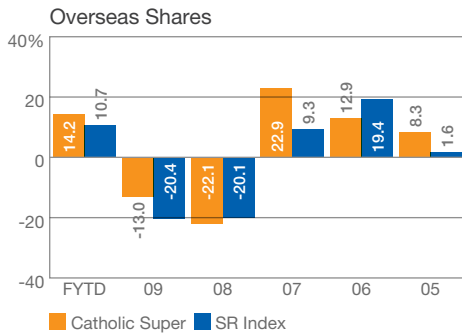
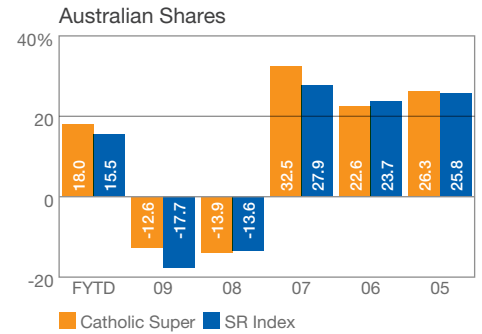
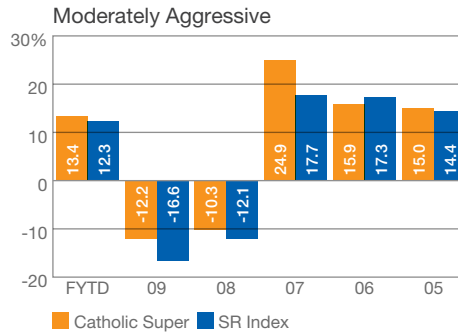
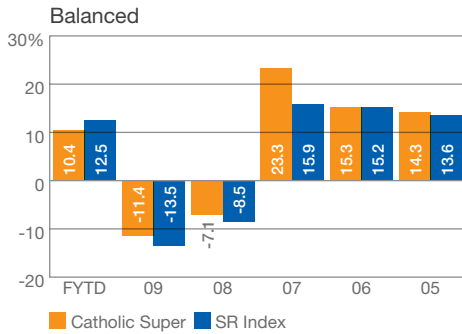
Investment Performance Key Options

	FYTD	2009	2008	2007	2006	2005	3yr Av*
Balanced	10.4	-11.4	-7.1	23.3	15.3	14.3	0.5
Balanced (Industry Average)	12.5	-13.5	-8.5	15.9	15.2	13.6	-3.0
Moderately Aggressive	13.4	-12.2	-10.3	24.9	15.9	15.0	-0.5
Australian Shares	18.0	-12.6	-13.9	32.5	22.6	26.3	-0.1
Overseas Shares	14.2	-13.0	-22.1	22.9	12.9	8.3	-5.9
Conservative	7.0	-3.6	2.7	13.9	8.8	9.3	4.1
Property	11.2	-13.4	7.6	17.8	12.4	13.4	6.8
Cash	3.3	5.6	6.8	6.3	4.7	5.2	6.2
CPI	na	1.5	4.5	2.1	4.0	2.5	2.7

* Compound average 3 years per annum to 30 June 2009. FYTD to 31 May 2010.

Minimum Pension Payment Limits

Age	% of Account Balance
Under 65	4%
65-74	5%
75-79	6%
80-84	7%
85-89	8%
90-94	1%
95 or more	14%



Pension Flexibility

Fortnightly, monthly, quarterly, half yearly & annual payment frequencies available

Pension payment date set by the fund

Pension payments via EFT

Ability to nominate a specific drawdown order for pension payments or pro-rata across investments

Pension payment details can be altered at anytime

Transition to retirement pension available

Fund Extras

Financial Planning	✓
Health Insurance	✓
On-line access	✓
On-line transactions	✓
6-Month Statements	✓
Member Newsletter	✓
Minimum Investment	\$0

About this Fund

Fund Membership	37,829
Fund Size	\$2,940,107,005
Product Start Date	2001
Fund Type	Industry-Allocated Pension

SuperRatings Assessment

SuperRatings' overall rating of a product is provided by our Platinum, Gold, Silver and Other ratings. The product's assessment across individual components such as investments, insurance and fees is split across quartiles represented by road signs. For instance, "110" denotes the best 25% of performers.

Excellent **110** **In the fast lane**
Premium performer in this area. Well above benchmark

Good **80** **Comfortable pace**
Better than most funds. Above benchmark

Average **60** **Cruising**
Placed close to benchmark

Below Average **40** **Traffic Congestion**
Not quite up to speed. Lower than benchmark

Caution **Proceed with caution**
Not offered or cannot be identified or understood

Concern **Requires maintenance**
Real problems in this area



Warning: SuperRatings is a holder of an Australian Financial Services Licence (no. 311880) and is authorised to only provide financial product advice that is general in nature. The assessment we make of funds and their subsequent ratings is of a general nature only and is prepared without taking into account any reader's objectives, financial situation or needs. The information is not guaranteed to be accurate or complete. Because of this you should, before acting on the information, consider its appropriateness to your own financial objectives, situation and needs and you may wish to obtain personal financial advice on the matter from a financial adviser. Before you make a decision regarding any of the products discussed in this report you should obtain and consider a copy of the relevant Product Disclosure Statement from the product issuer.

* Past performance is not a reliable indicator of future performance.