



SuperRatings Assessment

A "best value for money" superannuation fund. Well balanced across all key assessment criteria in a robust, secure and proven risk framework. The fund provides features that should assist most individuals to meet their retirement savings goals.

You should contact your financial advisor or this fund before making an investment decision.

Investment

Performance*	Excellent	110
Variety of Options	Average	
Process	Excellent	

Fees and Charges

Small Account (5K)	Average	80
Medium Account (50K)	Good	
Large Account (100K)	Good	

Insurance Covers and Costs

Death Insurance	Excellent	110
Death & Disablement	Excellent	
Income Protection	Excellent	

Advice and Education

Member Education	Excellent	110
Employer Servicing	Excellent	

Administration

Structure & Service	Good	80
---------------------	------	----

Governance

Trustee Structure & Risk	Excellent	110
--------------------------	-----------	-----

What We Say

A former winner of the SuperRatings Rising Star Award in 2008 and a Fund of the Year Finalist in 2009 and 2010, Catholic Super continues to rate well across all key areas providing members with excellent value for money.

The employer product offers a simple and easy to understand investment menu consisting of five 'Managed Choice' and five 'Build Your Own' multi-manager options. Core investment options have outperformed the relevant SuperRatings Indices over the past 1, 3 and 5 years providing members with excellent value.

The fee structure is very straightforward with members receiving good value when compared to the market average, particularly on account balances of \$50,000 and above.

A well priced insurance package is also available with members automatically receiving Death, Total and Permanent Disablement and Income Protection (IP) cover upon joining. IP provides good flexibility with 85% salary cover, 5 year or age 65 payment periods with a 30 or 60 day wait. IP premiums shown here are based on a 5 year payment period and provide excellent value for money.

Catholic Super was issued a SuperRatings Infinity Recognised award in 2010 for demonstrating excellent environmental and social principles as they strive to bring about positive change on environmental, social and governance criteria.

What They Say

Solid investment menu with consistent and strong performance

Low, competitive fees

Free education seminars and online services

Competitive and flexible insurance options

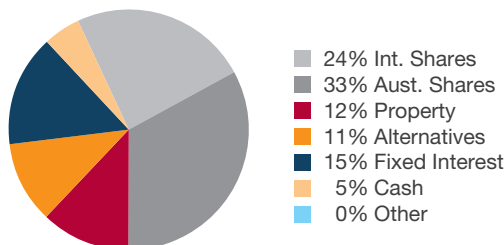
Additional benefits including reduced loans, credit cards and health insurance

Full financial and retirement planning service available

The recent merger between Catholic Super and National Catholic Super Fund should further enhance the funds offering to members and provide greater economies of scale

Investment Allocation

Catholic Super - Balanced

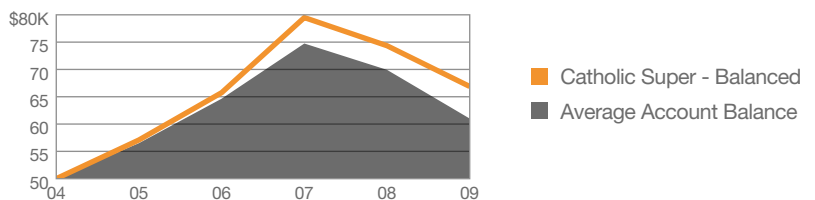


Core Investment Options Available

Diversified Options	Growth Assets %	Single Sector Options
Moderately Aggressive	80%	Australian Shares
Balanced	70%	Overseas Shares
Conservative	25%	Property
Aggressive	96%	Cash
Moderately Conservative	45%	Diversified Fixed Interest
		Single Manager Options
		Not Available
		Individual Shares
		Not Available

Fees & Charges

Catholic Super - Balanced



The SuperRatings Super Accumulation Index measures \$50K invested using actual net returns and fees over the last 5 years as per current PDS. Excludes the cost of insurance.

Typical Fees on \$50K

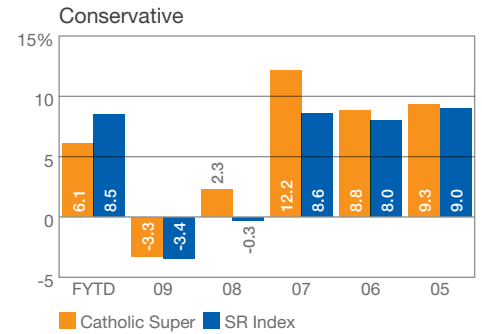
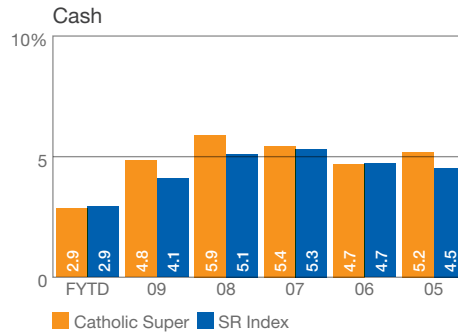
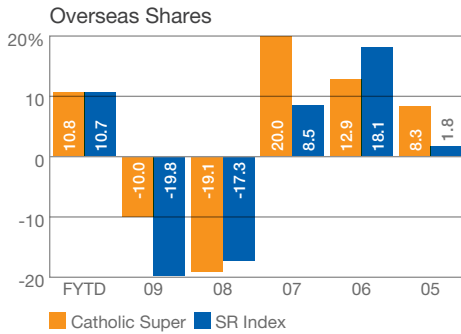
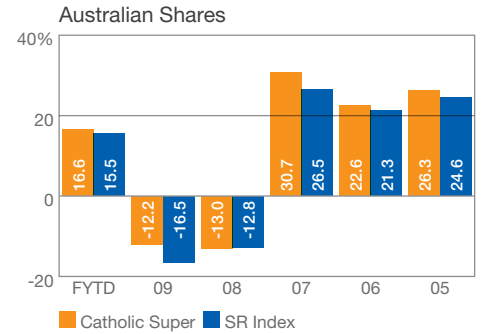
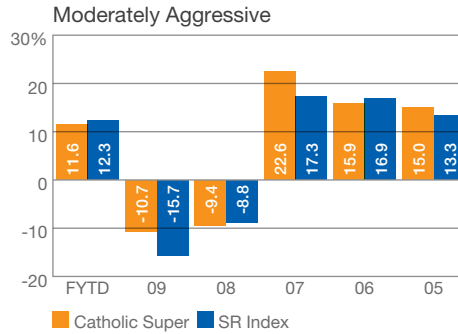
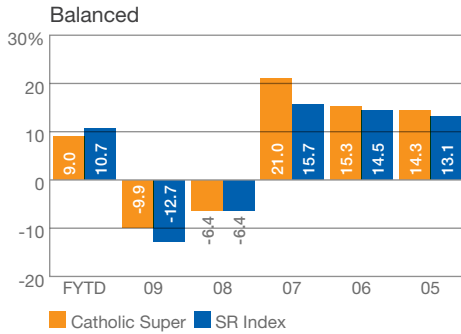
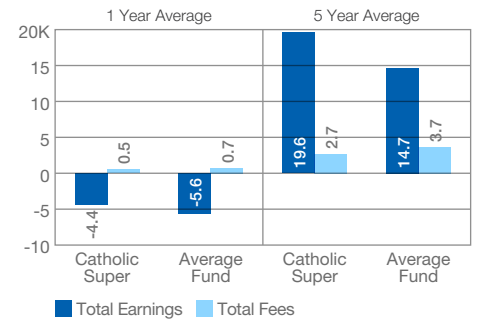
Member Fee (pa)	\$78	Fee Comparison on \$50K	
Contribution Fee	0%	Catholic Super Basic Fees	\$538
Withdrawal Fee	\$0	Market Average Fees	\$731
Asset Admin Fee (%pa)	0.16%	Better than Industry Average	✓
Investment Fee (%pa)	0.76%	Modelled on small employer group	
Switching Fee	\$0		
Trustee Fee	\$0		
Employer Size Discounts	No		
Account Size Discounts	No		

Investment Performance Key Options

	FYTD	2009	2008	2007	2006	2005	5yr Av*
Balanced	9.0	-9.9	-6.4	21.0	15.3	14.3	6.0
Balanced (Industry Average)	10.7	-12.7	-6.4	15.7	14.5	13.1	4.2
Moderately Aggressive	11.6	-10.7	-9.4	22.6	15.9	15.0	5.6
Australian Shares	16.6	-12.2	-13.0	30.7	22.6	26.3	9.0
Overseas Shares	10.8	-10.0	-19.1	20.0	12.9	8.3	1.3
Conservative	6.1	-3.3	2.3	12.2	8.8	9.3	5.7
Property	10.1	-12.1	7.0	16.2	12.4	13.4	6.4
Cash	2.9	4.8	5.9	5.4	4.7	5.2	5.2
CPI	na	1.5	4.5	2.1	4.0	2.5	2.9

* Compound average 5 years per annum to 30 June 2009. FYTD to 31 May 2010.

Net Benefit to Members



Insurance Estimator Annual cost of \$1000 Insurance (Extract)

Age*	Death & TPD				Income Protection 30-Day Wait Period			
	Blue Collar \$		White Collar \$		Blue Collar \$		White Collar \$	
	Male	Female	Male	Female	Male	Female	Male	Female
25	0.26	0.26	0.26	0.26	2.59	2.59	2.59	2.59
30	0.30	0.30	0.30	0.30	2.30	2.30	2.30	2.30
35	0.42	0.42	0.42	0.42	3.04	3.04	3.04	3.04
40	0.66	0.66	0.66	0.66	4.74	4.74	4.74	4.74
45	1.22	1.22	1.22	1.22	7.48	7.48	7.48	7.48
50	2.34	2.34	2.34	2.34	11.48	11.48	11.48	11.48
55	4.62	4.62	4.62	4.62	18.44	18.44	18.44	18.44
60	8.83	8.83	8.83	8.83	31.56	31.56	31.56	31.56

Annual Cost of Insurance = required Cover (in thousands) x Relevant Unit Cost
* Based on age next birthday

Fund Extras

Financial Planning	✓
Health Insurance	✓
Home Loans	✓
On-line access	✓
On-line transactions	✓
6-Monthly Statements	✗
Member Newsletter	✓

About this Fund

Division Assessed	Employer Sponsored
No. of Members	37,829
Fund Size	\$2,940,107,005
Fund Start Date	1971
Target Market	All Industries
Public Offer	✓
Fund Type	Industry-Public Offer

SuperRatings Assessment

SuperRatings' overall rating of a product is provided by our Platinum, Gold, Silver and Other ratings. The product's assessment across individual components such as investments, insurance and fees is split across quartiles represented by road signs. For instance, "110" denotes the best 25% of performers.

Excellent	110	In the fast lane Premium performer in this area. Well above benchmark
Good	80	Comfortable pace Better than most funds. Above benchmark
Average	60	Cruising Placed close to benchmark
Below Average	40	Traffic Congestion Not quite up to speed. Lower than benchmark
Caution		Proceed with caution Not offered or cannot be identified or understood
Concern		Requires maintenance Real problems in this area



Warning: SuperRatings is a holder of an Australian Financial Services Licence (no. 311880) and is authorised to only provide financial product advice that is general in nature. The assessment we make of funds and their subsequent ratings is of a general nature only and is prepared without taking into account any reader's objectives, financial situation or needs. The information is not guaranteed to be accurate or complete. Because of this you should, before acting on the information, consider its appropriateness to your own financial objectives, situation and needs and you may wish to obtain personal financial advice on the matter from a financial adviser. Before you make a decision regarding any of the products discussed in this report you should obtain and consider a copy of the relevant Product Disclosure Statement from the product issuer.

* Past performance is not a reliable indicator of future performance. #Modelled on a small (\$500K) employer size. Discounts for larger employers may be obtainable.#.