



## SuperRatings Assessment

A "best value for money" superannuation fund. Well balanced across all key assessment criteria in a robust, secure and proven risk framework. The fund provides features that should assist most individuals to meet their retirement savings goals. You should contact your financial advisor or this fund before making an investment decision.

<b>Investment Performance*</b>	<b>Excellent</b>	<b>110</b>
<b>Variety of Options</b>	<b>Average</b>	
<b>Process</b>	<b>Excellent</b>	

<b>Fees and Charges</b>		<b>80</b>
<b>Small Account (5K)</b>	<b>Average</b>	
<b>Medium Account (50K)</b>	<b>Good</b>	
<b>Large Account (100K)</b>	<b>Good</b>	

<b>Insurance Covers and Costs</b>		<b>80</b>
<b>Death Insurance</b>	<b>Good</b>	
<b>Death &amp; Disablement</b>	<b>Good</b>	
<b>Income Protection</b>	<b>Excellent</b>	

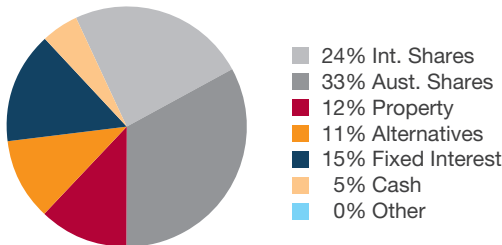
<b>Advice and Education</b>		<b>110</b>
<b>Member Education</b>	<b>Excellent</b>	
<b>Employer Servicing</b>	<b>n/ap</b>	

<b>Administration</b>		<b>80</b>
<b>Structure &amp; Service</b>	<b>Good</b>	

<b>Governance</b>		<b>110</b>
<b>Trustee Structure &amp; Risk</b>	<b>Excellent</b>	

## Investment Allocation

Catholic Super - Balanced



### Core Investment Options Available

Diversified Options	Growth Assets %	Single Sector Options
Moderately Aggressive	80%	Australian Shares
Balanced	70%	Overseas Shares
Conservative	25%	Property
Aggressive	96%	Cash
Moderately Conservative	45%	Diversified Fixed Interest
		<b>Single Manager Options</b>
		Not Available
		<b>Individual Shares</b>
		Not Available

## What We Say

A former winner of the SuperRatings Rising Star Award in 2008 and a Fund of the Year Finalist in 2009 and 2010, Catholic Super continues to rate well across all areas providing excellent value for money to members. The Personal product commenced 1 December 2005 when the fund became Public-Offer.

Members have access to a simple and easy to understand investment menu consisting of five 'Managed Choice' and five 'Build Your Own' multi-manager options. Investment performance for all options has been better than the relevant SuperRatings Indices over the past 3 years. The fund strives to ensure that investments are managed responsibly and seeks to use its power as a major investor to bring about positive change to environmental, social and governance research criteria.

The fee structure is very straightforward with members receiving good value when compared to the market average, particularly on account balances of \$50,000 and above.

A full suite of well priced insurance is offered including 5 year or to age 65 Income Protection (IP) cover. IP premiums shown here are based on a 5 year payment period and provide excellent value for money.

Catholic Super offer a host of additional benefits to members such as discounted banking products, health insurance and access to financial advice.

The scheduled merger this year between Catholic Super and National Catholic Super Fund should further enhance the funds offering to members.

## What They Say

Solid investment menu with consistent and strong performance

Low, competitive fees

Significant member education

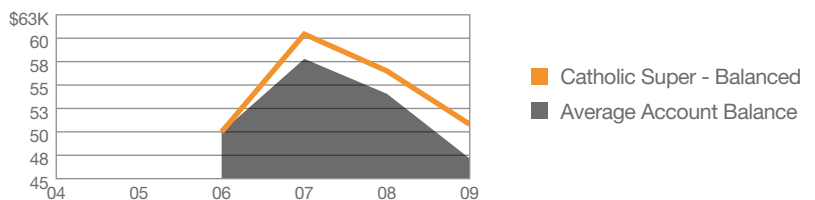
On-line services

Competitive and flexible insurance options

Full financial and retirement planning service available

## Fees & Charges

Catholic Super - Balanced



The SuperRatings Super Accumulation Index measures \$50K invested using actual net returns and fees over the last 5 years as per current PDS. Excludes the cost of insurance.

### Typical Fees on \$50K

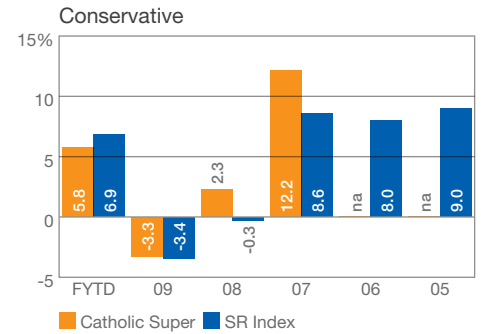
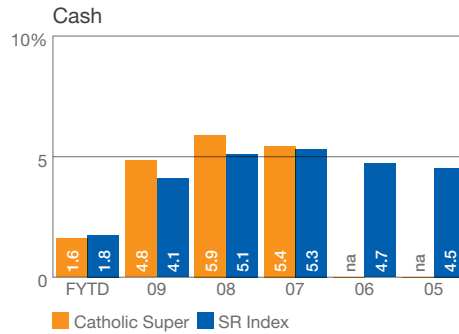
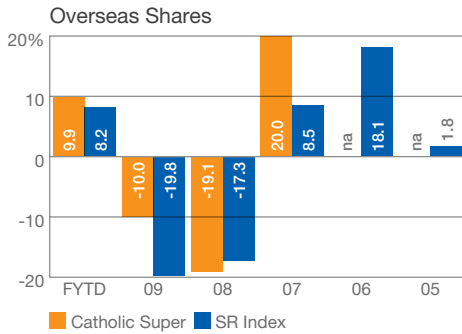
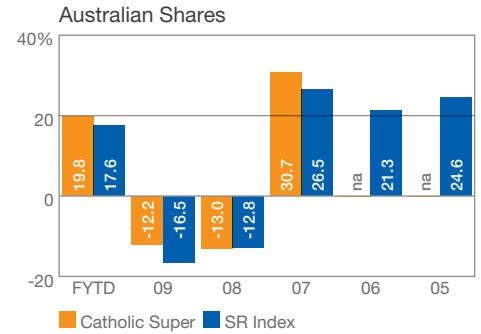
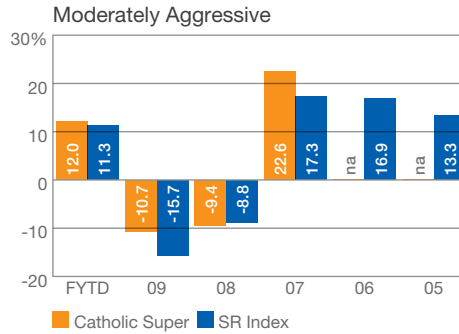
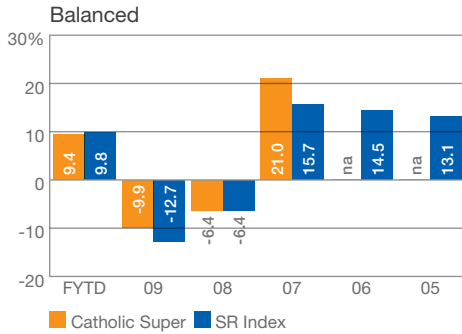
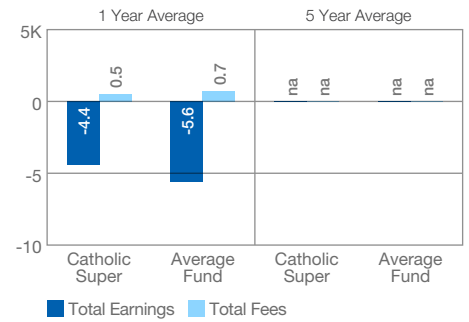
Member Fee (pa)	\$78	<b>Fee Comparison on \$50K</b>	
Contribution Fee	0%	Catholic Super Basic Fees	\$538
Withdrawal Fee	\$0	Market Average Fees	\$740
Asset Admin Fee (%pa)	0.16%	Better than Industry Average	✓
Investment Fee (%pa)	0.76%	Modelled on small employer group	
Switching Fee	\$0		
Trustee Fee	\$0		
Employer Size Discounts	No		
Account Size Discounts	No		

## Investment Performance Key Options

	FYTD	2009	2008	2007	2006	2005	5yr Av*
Balanced	9.4	-9.9	-6.4	21.0	na	na	na
<b>Balanced (Industry Average)</b>	<b>9.8</b>	<b>-12.7</b>	<b>-6.4</b>	<b>15.7</b>	<b>14.5</b>	<b>13.1</b>	<b>4.2</b>
Moderately Aggressive	12.0	-10.7	-9.4	22.6	na	na	na
Australian Shares	19.8	-12.2	-13.0	30.7	na	na	na
Overseas Shares	9.9	-10.0	-19.1	20.0	na	na	na
Conservative	5.8	-3.3	2.3	12.2	na	na	na
Property	6.2	-12.1	7.0	16.2	na	na	na
Cash	1.6	4.8	5.9	5.4	na	na	na
CPI	na	1.5	4.5	2.1	4.0	2.5	2.9

\* Compound average 5 years per annum to 30 June 2009. FYTD to 31 January 2010.

## Net Benefit to Members



## Insurance Estimator Annual cost of \$1000 Insurance (Extract)

Age*	Death & TPD				Income Protection 30-Day Wait Period			
	Blue Collar \$		White Collar \$		Blue Collar \$		White Collar \$	
	Male	Female	Male	Female	Male	Female	Male	Female
25	0.28	0.28	0.28	0.28	2.57	2.57	2.57	2.57
30	0.33	0.33	0.33	0.33	2.28	2.28	2.28	2.28
35	0.46	0.46	0.46	0.46	3.02	3.02	3.02	3.02
40	0.74	0.74	0.74	0.74	4.71	4.71	4.71	4.71
45	1.33	1.33	1.33	1.33	7.43	7.43	7.43	7.43
50	2.58	2.58	2.58	2.58	11.40	11.40	11.40	11.40
55	5.08	5.08	5.08	5.08	18.31	18.31	18.31	18.31
60	9.70	9.70	9.70	9.70	31.33	31.33	31.33	31.33

Annual Cost of Insurance = required Cover (in thousands) x Relevant Unit Cost

\* Based on age next birthday

### Fund Extras

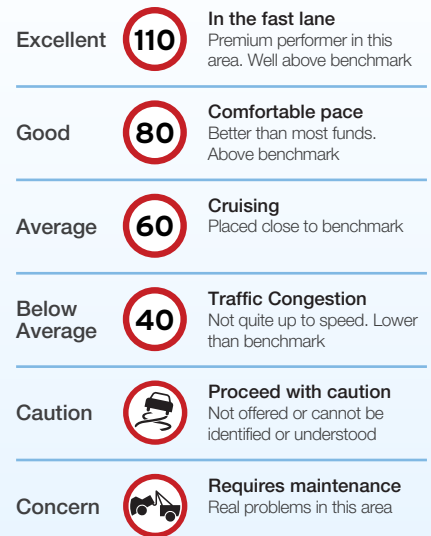
Financial Planning	✓
Health Insurance	✓
Home Loans	✓
On-line access	✓
On-line transactions	✓
6-Monthly Statements	✗
Member Newsletter	✓

### About this Fund

Division Assessed	Personal Super
No. of Members	37,448
Fund Size	\$2,909,083,511
Fund Start Date	2005
Target Market	All Industries
Public Offer	✓
Fund Type	Industry-Personal

## SuperRatings Assessment

SuperRatings' overall rating of a product is provided by our Platinum, Gold, Silver and Other ratings. The product's assessment across individual components such as investments, insurance and fees is split across quartiles represented by road signs. For instance, "110" denotes the best 25% of performers.



**Warning:** SuperRatings is a holder of an Australian Financial Services Licence (no. 311880) and is authorised to only provide financial product advice that is general in nature. The assessment we make of funds and their subsequent ratings is of a general nature only and is prepared without taking into account any reader's objectives, financial situation or needs. The information is not guaranteed to be accurate or complete. Because of this you should, before acting on the information, consider its appropriateness to your own financial objectives, situation and needs and you may wish to obtain personal financial advice on the matter from a financial adviser. Before you make a decision regarding any of the products discussed in this report you should obtain and consider a copy of the relevant Product Disclosure Statement from the product issuer.

\* Past performance is not a reliable indicator of future performance. #Modelled on a small (\$500K) employer size. Discounts for larger employers may be obtainable.#.